

KEDIA ADVISORY



DAILY BULLION REPORT

28 Aug 2025

- BULDEX
- GOLD
- SILVER



Kedia Stocks & Commodities Research Pvt. Ltd.

Research Advisory | White Labelling | Digital Marketing



BULDEX SNAPSHOT

Commodity	Expiry	Open	High	Low	Close	% Change
MCXBULLDEX	23-Sep-25	23549.00	23675.00	23549.00	23620.00	0.30
MCXBULLDEX	29-Oct-25	0.00	0.00	0.00	23939.00	0.38

BULLION SNAPSHOT

Commodity	Expiry	Open	High	Low	Close	% Change
GOLD	3-Oct-25	100858.00	101612.00	100858.00	101542.00	0.45
GOLD	5-Dec-25	101501.00	102560.00	101501.00	102533.00	0.44
GOLDMINI	5-Sep-25	100416.00	101048.00	100400.00	100967.00	0.43
GOLDMINI	3-Oct-25	100642.00	101547.00	100641.00	101481.00	0.43
SILVER	5-Sep-25	115519.00	116224.00	114912.00	116097.00	0.24
SILVER	5-Dec-25	116601.00	117475.00	116123.00	117358.00	0.25
SILVERMINI	28-Nov-25	116759.00	117345.00	116103.00	117247.00	2.44
SILVERMINI	27-Feb-26	118280.00	119085.00	117862.00	118980.00	1.09

OPEN INTEREST SNAPSHOT

Commodity	Expiry	% Change	% Oi Change	Oi Status
MCXBULLDEX	23-Sep-25	0.30	10.00	Fresh Buying
MCXBULLDEX	29-Oct-25	0.38	0.00	Short Covering
GOLD	3-Oct-25	0.45	5.79	Fresh Buying
GOLD	5-Dec-25	0.44	3.49	Fresh Buying
GOLDMINI	5-Sep-25	0.43	-1.52	Short Covering
GOLDMINI	3-Oct-25	0.43	3.55	Fresh Buying
SILVER	5-Sep-25	0.24	-7.91	Short Covering
SILVER	5-Dec-25	0.25	5.90	Fresh Buying
SILVERMINI	28-Nov-25	0.26	2.44	Fresh Buying
SILVERMINI	27-Feb-26	0.24	1.09	Fresh Buying






INTERNATIONAL BULLION SNAPSHOT

Commodity	Open	High	Low	Close	% Change
Gold \$	3392.88	3399.30	3373.76	3395.84	-0.06
Silver \$	38.58	38.72	38.08	38.62	0.19

RATIOS

Ratio	Price	Ratio	Price	Ratio	Price
Gold / Silver Ratio	87.46	Silver / Crudeoil Ratio	20.67	Gold / Copper Ratio	114.75
Gold / Crudeoil Ratio	18.07	Silver / Copper Ratio	131.20	Crudeoil / Copper Ratio	6.35

Important levels for Jewellery/Bullion Dealers

 <p>MCX GOLD</p>	Booking Price for Sellers		Booking Price for Buyers	
	101852.00		101232.00	
	102062.00		101022.00	
 <p>MCX SILVER</p>	Booking Price for Sellers		Booking Price for Buyers	
	116817.00		115377.00	
	117577.00		114617.00	
 <p>RUPEE</p>	Booking Price for Sellers		Booking Price for Buyers	
	87.79		87.43	
	88.01		87.21	
 <p>COMEX GOLD</p>	Booking Price for Sellers		Booking Price for Buyers	
	3403.80		3378.50	
	3416.70		3365.60	
 <p>COMEX SILVER</p>	Booking Price for Sellers		Booking Price for Buyers	
	39.10		38.28	
	39.41		37.97	

Click here for download Kedia Advisory **Special Research** Reports



Technical Snapshot



SELL GOLD OCT @ 101700 SL 102200 TGT 101000-100500. MCX

Observations

Gold trading range for the day is 100585-102085.

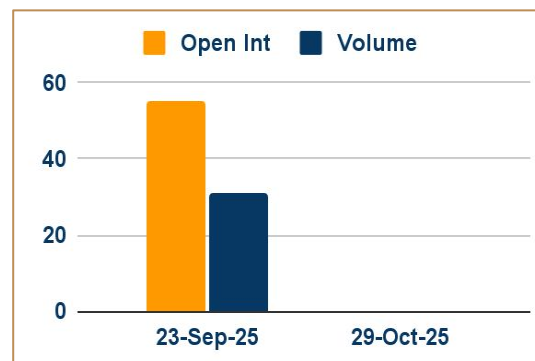
Gold prices gained amid concerns over the Federal Reserve's independence.

Trump threatened steep tariffs on China over rare-earth exports, further straining ties between the two superpowers.

China's net gold imports via Hong Kong rose 126.81% in July from June.

Markets now price in about an 80% chance of a quarter-point cut in September.

OI & Volume



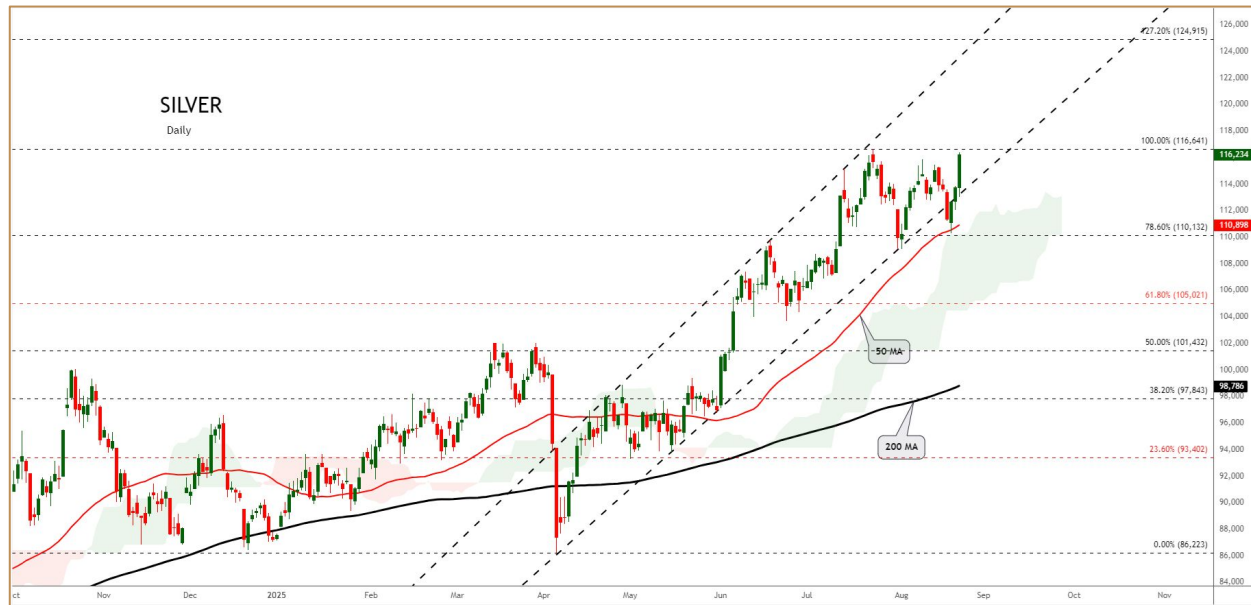
Spread

GOLD DEC-OCT	991.00
GOLDMINI OCT-SEP	514.00

Trading Levels

Commodity	Expiry	Close	R2	R1	PP	S1	S2
GOLD	3-Oct-25	101542.00	102085.00	101810.00	101335.00	101060.00	100585.00
GOLD	5-Dec-25	102533.00	103260.00	102900.00	102200.00	101840.00	101140.00
GOLDMINI	5-Sep-25	100967.00	101455.00	101210.00	100805.00	100560.00	100155.00
GOLDMINI	3-Oct-25	101481.00	102130.00	101810.00	101225.00	100905.00	100320.00
Gold \$		3395.84	3415.54	3406.24	3390.00	3380.70	3364.46

Technical Snapshot



SELL SILVER SEP @ 116500 SL 117500 TGT 115500-114500. MCX

Observations

Silver trading range for the day is 114430-117060.

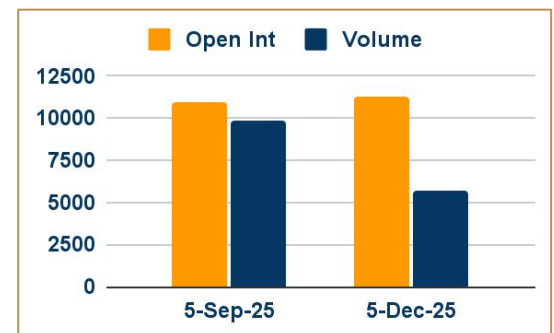
Silver gains amid renewed concerns about the Fed's independence.

President Donald Trump said he would remove Fed Governor Lisa Cook over allegations of mortgage fraud.

China's solar cell exports surged more than 70% in the first half of the year, driven by robust photovoltaic demand from India.

Investors await Friday's release of the PCE price index, the Fed's preferred inflation measure, for additional clues on the policy outlook.

OI & Volume



Spread

SILVER DEC-SEP	1261.00
SILVERMINI FEB-NOV	1733.00

Trading Levels

Commodity	Expiry	Close	R2	R1	PP	S1	S2
SILVER	5-Sep-25	116097.00	117060.00	116580.00	115745.00	115265.00	114430.00
SILVER	5-Dec-25	117358.00	118335.00	117845.00	116985.00	116495.00	115635.00
SILVERMINI	28-Nov-25	117247.00	118140.00	117695.00	116900.00	116455.00	115660.00
SILVERMINI	27-Feb-26	118980.00	119865.00	119420.00	118640.00	118195.00	117415.00
Silver \$		38.62	39.11	38.86	38.47	38.22	37.83

Gold prices gained amid concerns over the Federal Reserve's independence. President Trump signaled a legal fight after seeking to remove Governor Lisa Cook over alleged misconduct, a move that renewed worries about the Fed's autonomy and exposure to political pressure. Trump also threatened steep tariffs on China over rare-earth exports, further straining ties between the two superpowers.

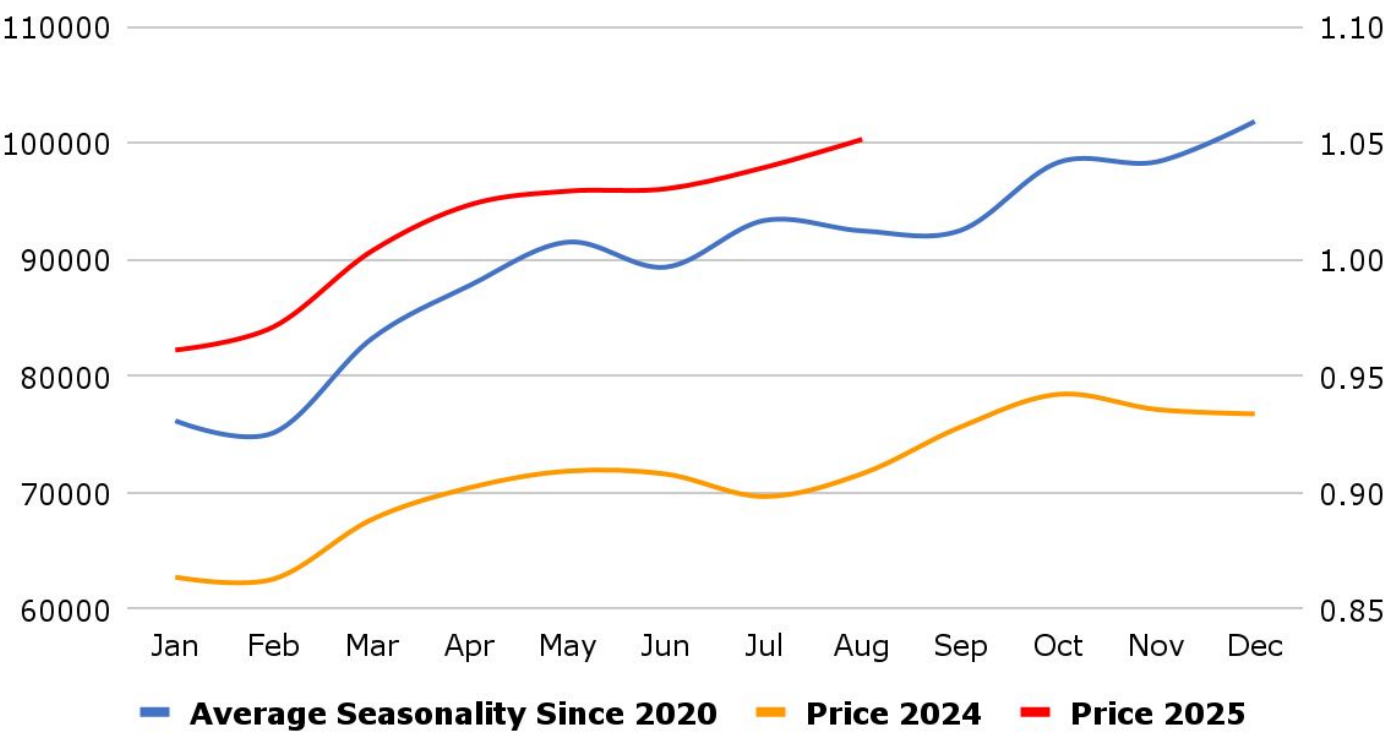
ASIA GOLD – Volatile prices stifle gold demand in top Asian hubs - Physical gold demand in key Asian hubs remained subdued as price volatility kept buyers at bay, while jewellers in India resumed purchases ahead of a key festival season. Indian dealers were quoting between a discount of \$2 per ounce and a premium of \$3 per ounce over official domestic prices, compared to last week's discount of up to \$6. In top consumer China, bullion changed hands between premiums of \$3 and \$8 an ounce over the global benchmark spot price. In Hong Kong, gold was sold at par to a premium of \$1.70, while in Singapore, gold traded between at-par prices and a \$2.50 premium. In Japan, bullion changed hands at par to a premium of \$0.50 over spot prices.

The US has slapped tariffs on imports of one-kilo gold bars, in a move that threatens to upend the global bullion market and deal a fresh blow to Switzerland, the world's largest refining hub. The Customs Border Protection agency said one-kilo and 100-ounce gold bars should be classified under a customs code subject to levies, according to a so-called ruling letter dated July 31, which was seen by the Financial Times. Ruling letters are used by the US to clarify its trade policy. One-kilo bars are the most common form traded on Comex, the world's largest gold futures market, and comprise the bulk of Switzerland's bullion exports to the US. Switzerland exported \$61.5bn of gold to the US over the 12 months ending in June. That same volume would now be subject to an additional \$24bn in tariffs under Switzerland's 39 per cent tariff rate, which went into effect on Thursday.

India's gold demand to hit 5 – year low as record prices dent jewellery sales, WGC says - India's gold consumption in 2025 is set to fall to a five-year low, as record-high prices are denting jewellery purchases, overshadowing a slight boost in investment demand, the World Gold Council said. Gold demand in the world's second-biggest consumer of the precious metal could stand between 600 metric tons and 700 metric tons in 2025, the lowest since 2020, and down from last year's 802.8 tons, Sachin Jain, CEO of WGC's Indian operations, told. Demand could reach 700 tons if prices stabilise, but a 10%–15% price rise driven by geopolitical factors may pull it down to the lower end of the range, he said. India's gold consumption in the April-to-June quarter fell 10% from a year ago to 134.9 tons, as jewellery demand fell 17% while investment demand rose 7% in the quarter, the WGC said. Demand in the September quarter is expected to be lower than last year's 248.3 tons, when New Delhi's move to reduce import duties boosted purchases, Jain said. "Gold ETFs in India are at a very important cusp for growth, and as India becomes more digitised, they are gaining popularity and prominence," he said.

Global gold demand up 3% in second quarter as investment jumps, WGC says - Global gold demand including over-the-counter (OTC) trading rose by 3% year-on-year to 1,248.8 metric tons in the second quarter of 2025 as investment jumped 78%, the World Gold Council said. Demand for gold bars rose 21% in the second quarter, offsetting a continuing slump in demand for coins, said the WGC. Physically backed gold exchange-traded funds recorded their largest semi-annual inflow since the first half of 2020 from January to June, the WGC said earlier in July. Global gold jewellery consumption, the main category of physical demand, fell 14% to 341.0 tons, the lowest level since the pandemic-swept third quarter of 2020, as the high prices deterred buyers. "Much of the decline came from China and India, whose combined market share fell below 50% for only the third time in the last five years," the WGC said. Central banks, another major source of gold demand, reduced purchases by 21% to 166.5 tons in the second quarter, the WGC. On the supply front, recycling added 4% to 347.2 tons in the second quarter, but remained relatively subdued despite record prices, as Indian consumers opted to exchange old jewellery for new, or to pledge it as collateral against loans.

MCX Gold Seasonality



MCX Silver Seasonality



USDINR Seasonality



Weekly Economic Data

Date	Curr.	Data
Aug 25	EUR	German ifo Business Climate
Aug 25	EUR	Belgian NBB Business Climate
Aug 25	USD	New Home Sales
Aug 26	USD	Core Durable Goods Orders m/m
Aug 26	USD	Durable Goods Orders m/m
Aug 26	USD	HPI m/m
Aug 26	USD	S&P/CS Composite-20 HPI y/y
Aug 26	USD	CB Consumer Confidence
Aug 26	USD	Richmond Manufacturing Index
Aug 27	EUR	German GfK Consumer Climate
Aug 27	USD	Crude Oil Inventories
Aug 28	EUR	M3 Money Supply y/y
Aug 28	EUR	Private Loans y/y

Date	Curr.	Data
Aug 28	USD	Prelim GDP Price Index q/q
Aug 28	USD	Pending Home Sales m/m
Aug 28	USD	Natural Gas Storage
Aug 29	EUR	French Prelim GDP q/q
Aug 29	EUR	Spanish Flash CPI y/y
Aug 29	EUR	German Unemployment Change
Aug 29	EUR	Italian Prelim CPI m/m
Aug 29	USD	Core PCE Price Index m/m
Aug 29	USD	Goods Trade Balance
Aug 29	USD	Personal Income m/m
Aug 29	USD	Personal Spending m/m
Aug 29	USD	Prelim Wholesale Inventories m/m
Aug 29	USD	Chicago PMI

This Report is prepared and distributed by Kedia Stocks & Commodities Research Pvt Ltd. Our SEBI REGISTRATION NUMBER - INH000006156. for information purposes only. The recommendations, if any, made herein are expressions of views and/or opinions and should not be deemed or construed to be neither advice for the purpose of purchase or sale through KSCRPL nor any solicitation or offering of any investment /trading opportunity. These information/opinions/ views are not meant to serve as a professional investment guide for the readers. No action is solicited based upon the information provided herein. Recipients of this Report should rely on information/data arising out of their own investigations. Readers are advised to seek independent professional advice and arrive at an informed trading/investment decision before executing any trades or making any investments. This Report has been prepared on the basis of publicly available information, internally developed data and other sources believed by KSCRPL to be reliable. KSCRPL or its directors, employees, affiliates or representatives do not assume any responsibility for or warrant the accuracy, completeness, adequacy and reliability of such information/opinions/ views. While due care has been taken to ensure that the disclosures and opinions given are fair and reasonable, none of the directors, employees, affiliates or representatives of KSCRPL shall be liable for any direct, indirect, special, incidental, consequential, punitive or exemplary damages, including lost profits arising in any way whatsoever from the information/opinions/views contained in this Report. The possession, circulation and/or distribution of this Report may be restricted or regulated in certain jurisdictions by appropriate laws. No action has been or will be taken by KSCRPL in any jurisdiction (other than India), where any action for such purpose (s) is required. Accordingly, this Report shall not be possessed, circulated and/ or distributed in any such country or jurisdiction unless such action is in compliance with all applicable laws and regulations of such country or jurisdiction. KSCRPL requires such a recipient to inform himself about and to observe any restrictions at his own expense, without any liability to KSCRPL. Any dispute arising out of this Report shall be subject to the exclusive jurisdiction of the Courts in India.

KEDIA ADVISORY**KEDIA STOCKS & COMMODITIES RESEARCH PVT LTD****Mumbai, India****SEBI REGISTRATION NUMBER - INH000006156****For more details, please contact: +91 93234 06035 / 96195 51022****Email: info@kediaadvisory.com****Regd.Off.: 1, 2, 3 & 4, 1st Floor, Tulip Bldg, Flower Valley Complex, Khadakpada Circle,
Kalyan-(W), Mumbai-421301**